

## Child Poverty is a Statewide Problem

% of children living in poverty

**55.0%**  
Rochester

**52.5%**  
Schenectady

**50.6%**  
Buffalo

**46.8%**  
Syracuse

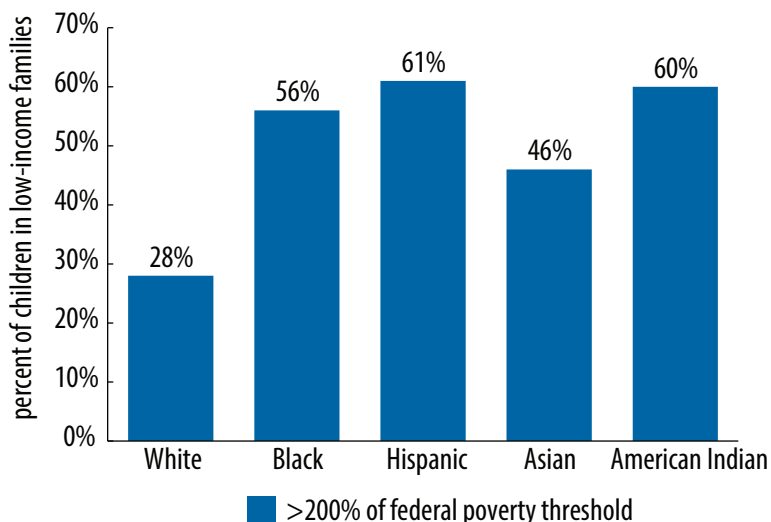
**25.4%**  
Yonkers

**23.0%**  
Statewide

Source: US Census Bureau, 2013 American Community Survey, 1 year estimates, GCT1702 "Percent of Related Children Under 18 Years Below Poverty Level in the Past 12 Months - State-Place and (in selected states) County Subdivision (New York State).

## Children of color more likely to live in low-income families

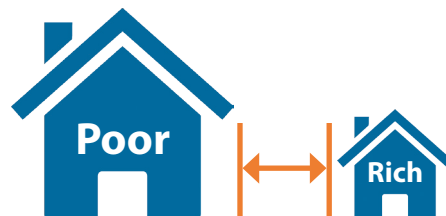
Children in low-income families, NYS, 2012



Source: National Center for Children in Poverty (nccp.org), New York: Demographics of Low Income Children.

*"New York State's widening gap between rich and poor is among the greatest in the nation and income among the bottom fifth of households has barely moved since the 1970s."*

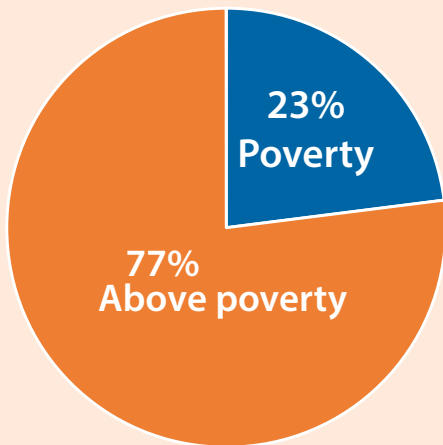
Source: Household Income: 2013, American Community Survey Briefs, Amanda Noss, September 2014; also Economic Policy Institute/Center on Budget and Policy Priorities, Pulling Apart: A State by State Analysis of Income Trends, November 2012.



There are just over four million children under age 18 in New York State. Nearly one million of them live in poverty.



Percentage of children under age 18 in NYS living in poverty



Source: US Census Bureau, 2013 American Community Survey.

**Wages Matter:** Even with the recent increase, New York's minimum wage alone is not sufficient to lift a family of three out of poverty and it falls far short of the income needed to achieve a modest standard of living. In real purchasing terms, the value of the minimum wage has declined dramatically since its 1968 peak.



Source: U.S. Metro Economies, Income and Wage Gaps Across the US, August 2014, prepared by Global Insight for the United States Conference of Mayors and the Council on Metro Economies and the New American City.

The number of children living in poverty in the Bronx is greater than the total population of Syracuse

% of Children Living Below Poverty in New York City Boroughs, 2013



Source: US Census Bureau, 2013 American Community Survey, 1 year estimates, GCT1702 "Percent of Related Children Under 18 Years Below Poverty Level in the Past 12 Months –State-Place and (in selected states) County Subdivision" (New York State).

Racial and ethnic minority children are disproportionately poor.

**35%** of New York's Black or African American children live in poverty, as do **34%** of Hispanic or Latino children, **23%** of Asian or Pacific Islander children and **14%** of Non-Hispanic White children.

The largest number of children living in poverty are Hispanic or Latino.

Source: Kids Count Data Center, New York Indicators, "Children in Poverty by Race and Ethnicity," 2013.