

NYS Home Visiting Need

SENECA COUNTY

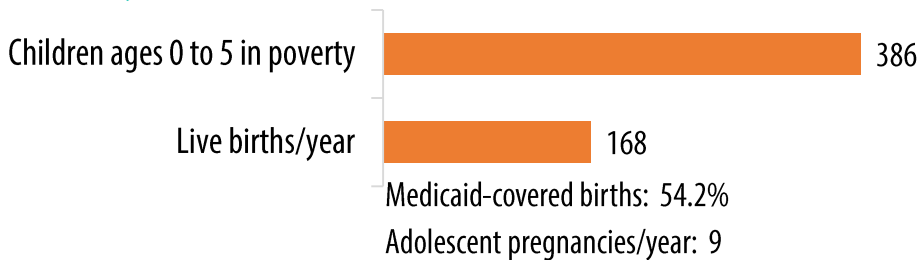
Data Snapshot

July 2016

1,770 children ages 0 to 5

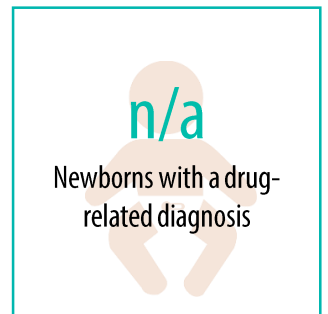

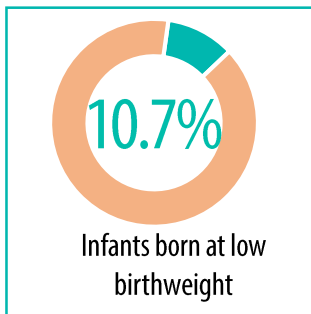
Indicators of Need

Poverty




21.8%
children
0 to 5 live
in poverty

Health and Well-Being

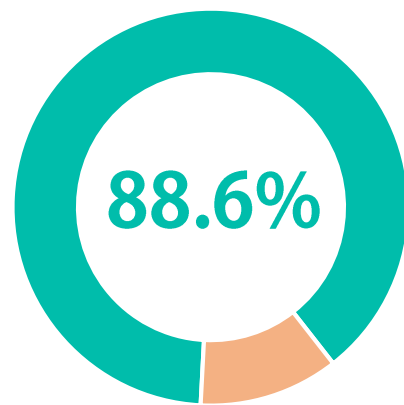


Access to Home Visiting

Funded Capacity by Program Model



Unmet need



- Unmet need of children 0-5 in poverty
- Total Home Visiting slots

*Data was pulled from various sources, most—but not all—from 2014 data. To see our full report, which includes snapshots of New York State and all New York counties, and for information on the data sources, please go to www.scaany.org/policy-areas/maternal-infant-and-early-childhood.