

# NYS Home Visiting Need

## WASHINGTON COUNTY

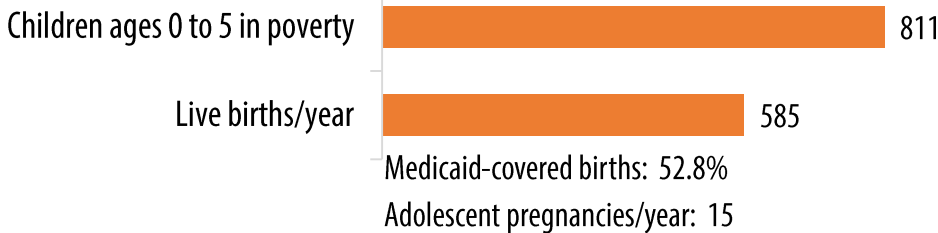
Data Snapshot

July 2016

**3,161** children ages 0 to 5



### Indicators of Need

#### Poverty



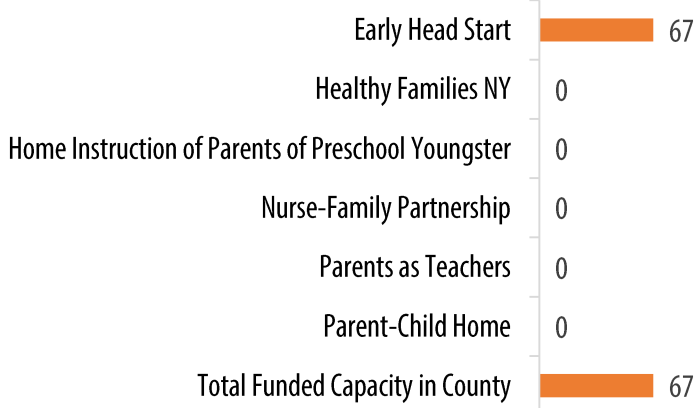
**25.7%**  
children  
0 to 5 live  
in poverty

#### Health and Well-Being

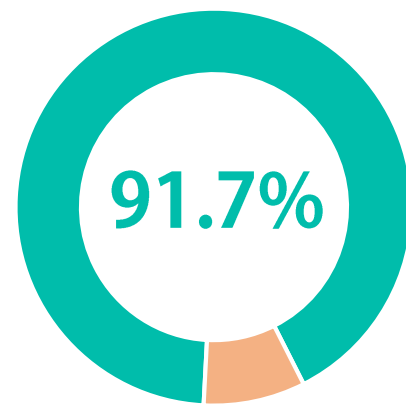


### Access to Home Visiting

#### Funded Capacity by Program Model



### Unmet need



- Unmet need of children 0-5 in poverty
- Total Home Visiting slots

\*Data was pulled from various sources, most—but not all—from 2014 data. To see our full report, which includes snapshots of New York State and all New York counties, and for information on the data sources, please go to [www.scaany.org/policy-areas/maternal-infant-and-early-childhood](http://www.scaany.org/policy-areas/maternal-infant-and-early-childhood).