

## Child Poverty is a Statewide Problem

Percentage of children living in poverty

**51.6%**  
Rochester

**49.6%**  
Syracuse

**48.9%**  
Buffalo

**40.1%**  
Schenectady

**35.2%**  
Albany

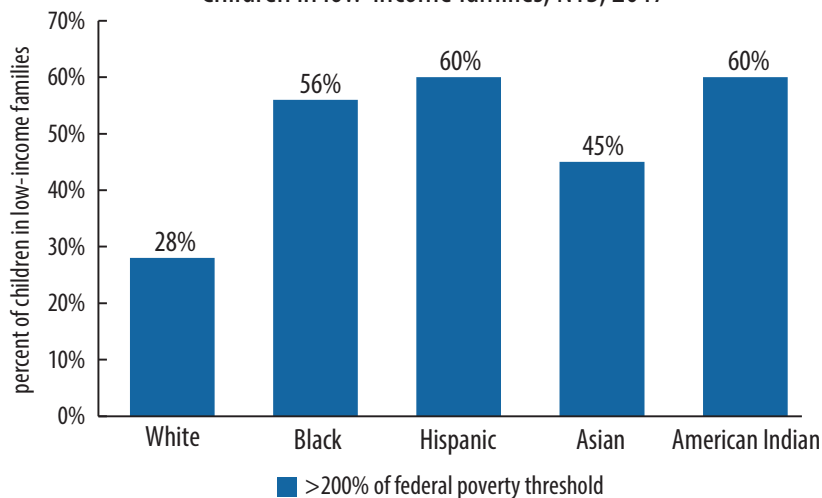
**25.1%**  
Yonkers

**22.2%**  
Statewide

Source: US Census Bureau. 2015 American Community Survey, 5 Year Estimates. DP03 "Selected Economic Characteristics."

## Children of color more likely to live in low-income families

Children in low-income families, NYS, 2017




Source: National Center for Children in Poverty. (2017). New York: Demographics of Low Income Children.

*"New York State's widening gap between rich and poor is among the greatest in the nation and income among the bottom fifth of households has barely moved since the 1970s."*

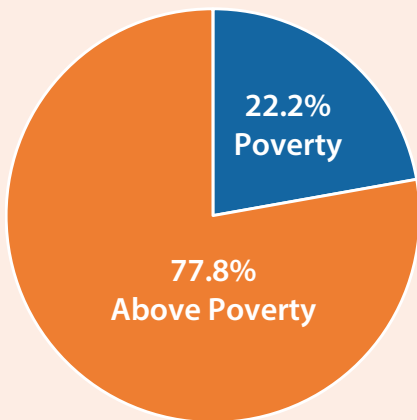


Source: Household Income: 2013, American Community Survey Briefs, Amanda Noss, September 2014; also Economic Policy Institute/Center on Budget and Policy Priorities, Pulling Apart: A State by State Analysis of Income Trends, November 2012.

There are just over four million children under age 18 in New York State. Nearly **one million** of them live in **poverty**.



Percentage of children under age 18 in NYS living in Poverty



Source: US Census Bureau. 2015 American Community Survey, 5 Year Estimates. DP03 "Selected Economic Characteristics."

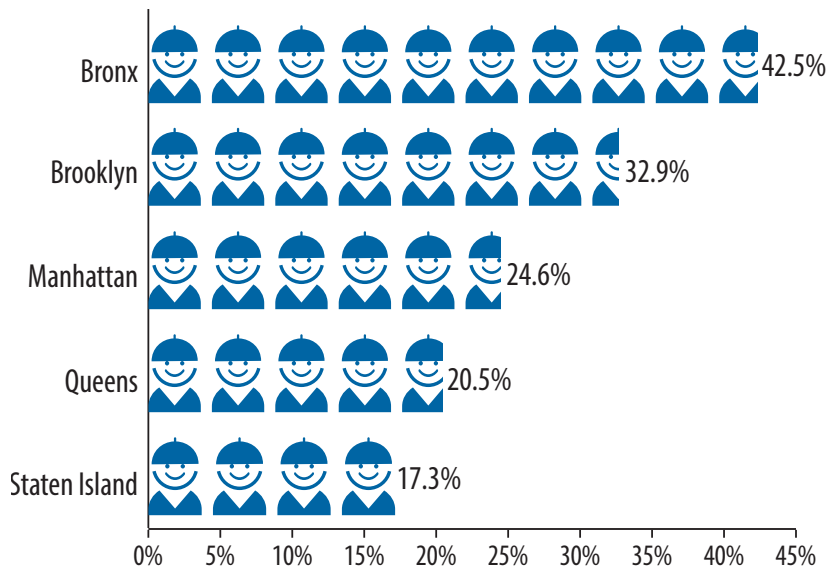
**Wages Matter:** Even with the recent increase, New York's minimum wage alone is not sufficient to lift a family of three out of poverty and it falls far short of the income needed to achieve a modest standard of living. In real purchasing terms, the value of the minimum wage has declined dramatically since its 1968 peak.



Source: U.S. Metro Economies. (August 2014). Income and Wage Gaps Across the US. Prepared by Global Insight for the United States Conference of Mayors and the Council on Metro Economies and the New American City.

The number of children living in poverty in the Bronx is greater than the total population of Syracuse

Percentage of children living below poverty in New York City boroughs



Source: US Census Bureau. 2015 American Community Survey, 5 Year Estimates. DP03 "Selected Economic Characteristics."

Racial and ethnic minority children are disproportionately poor.

**32%** of New York's **Black or African American** children live in poverty, as do **34%** of **Hispanic or Latino** children, **19%** of **Asian or Pacific Islander** children, and **14%** of **Non-Hispanic White** children.

The largest **number** of children living in poverty are **Hispanic or Latino**.

Source: Kids Count Data Center. (2015). New York Indicators, "Children Living in Poverty by Race and Ethnicity."